



FLOOR | WALL

SALERNO™

GLAZED CERAMIC with REVEAL IMAGING®

 **daltile®**
IMAGINE WHAT'S POSSIBLE™



Cover photo features Marrone Chiaro 12 x 12 field tile on the floor with coordinating 10 x 14 wall tile on the wall.
Above photo features Marrone Chiaro 12 x 12 field tile on the floor.

Create Rustic Charm with the Natural Stone Look of Salerno™

Salerno is a rustic floor, wall and mosaic collection that adds a natural feel to any space. It has a neutral color palette that is based on natural stone colors. This expansive collection is available in several floor and wall sizes and includes coordinating accents and mosaics.

- RUSTIC STYLE
 - Ceramic stone look with natural charm
 - Neutral color palette offers more coordination options
- EXPANSIVE DESIGN OPTIONS
 - Available in several floor and wall sizes
 - Collection includes coordinating mosaics and decorative accents



**POST-CONSUMER
RECYCLED MATERIALS**



**PRE-CONSUMER
RECYCLED MATERIALS**




REVEAL IMAGING®

FLOOR TILE



MARRONE CHIARO SL83



GRIGIO PERLA SL84



NUBI BIANCHE SL81



CREMONA CAFFE SL82

WALL TILE



GRIGIO PERLA SL84



NUBI BIANCHE SL81



CREMONA CAFFE SL82




MARRONE CHIARO SL83


2 x 2 MOSAIC



MARRONE CHIARO SL83



GRIGIO PERLA SL84



NUBI BIANCHE SL81



CREMONA CAFFE SL82


SALERNO™

GLAZED CERAMIC with REVEAL IMAGING®


2" OCTAGON & 1" DOT MOSAIC




GRIGIO PERLA BLEND SL84
Octagon: Grigio Perla SL84
Dot: Cremona Caffè SL82



NUBI BIANCHE SL81



CREMONA CAFFÈ SL82




MARRONE CHIARO BLEND SL83
Octagon: Marrone Chiaro SL83
Dot: Nubi Bianche SL81

DECORATIVE ACCENTS



UNIVERSAL SL87
12 x 12 Wall/Floor Block Random ◆ ■



UNIVERSAL SL87
3 x 12 Floor/Wall Accent ◆ ■



UNIVERSAL SMOKY TOPAZ SL86
3 x 10 Glass Wall Accent

- ◆ Insert Option: 3 x 12 Universal Accent easily separates into four 3 x 3 inserts for use as a wall tile decorative accent.
- Suitable for floor and wall use.

NOTES

Special consideration needs to be given when installing tiles greater than 15 inches. Please refer to daltile.com/LargeTiles for more information.










Since there are variations in all fired ceramic products, tile and trim supplied for your particular installation may not match these samples. Final color selection should be made from actual tiles and trim and not from tile samples or color reproductions. Manufactured in accordance with ANSI A137.1 standards.

Use of a latex modified thin-set is recommended for installation.

Water, oil, grease, etc. create slippery conditions. Floor applications with exposure to these conditions require extra caution in product selection. Not for use on ramps.

For additional information, refer to "Factors to Consider" at daltile.com/Factors.


SIZES

			Thickness	Sq. Ft. per Carton	Pieces per Carton
	18 x 18 Floor Tile ◆	(17-3/4" x 17-3/4") (45.20 cm x 45.20 cm)	5/16"	18.00	8
	12 x 12 Floor Tile	(11-13/16" x 11-13/16") (30.00 cm x 30.00 cm)	5/16"	11.00	11
	10 x 14 Wall Tile	(9-13/16" x 13-15/16") (24.99 cm x 35.40 cm)	5/16"	14.58	15
	6 x 6 Wall Tile	(6" x 6") (15.20 cm x 15.20 cm)	5/16"	12.50	50
	3 x 12 Universal Accent	(2-7/8" x 11-11/16") (7.40 cm x 29.70 cm)	5/16"	--	10
	3 x 10 Glass Wall Accent	(3-3/16" x 9-7/8") (8.10 cm x 25.10 cm)	5/16"	--	30
	2 x 2 Mosaic (Dot-mounted on 12" x 24" Sheet)	(12" x 24" Sheet) (30.48 cm x 60.96 cm Sheet)	1/4"	24.00	12
	2" Octagon with 1" Dot Mosaic (Dot-mounted)	(12" x 12" Sheet) (30.48 cm x 30.48 cm Sheet)	1/4"	10.00	10
	12 x 12 Universal Block Random ❖	(11-13/16" x 11-13/16") Sheet) (30.00 cm x 30.00 cm Sheet)	5/16"	9.00	9

◆ This product is manufactured regionally. Slight variances in size and shading may occur between regions. Please contact your sales representative to verify carton square footage. As with all tile projects, be sure to purchase sufficient quantities with your initial order.

❖ Cut from floor tile.

INSTALLATION

Grout Joint Recommendation	Shade Variation
Floor: 3/16"; Wall: 1/16"; Mosaic: 1/8"	 High (V3)

TEST RESULTS

	ASTM#	Floor Result	Wall Result	Mosaic Result
Water Absorption	C373	< 7.0%	< 20.0%	< 3.0%
Breaking Strength	C648	> 250 lbs	120-230 lbs	> 250 lbs
Scratch Hardness	MOHS	8.0	4.0-6.0	8.0
Chemical Resistance	C650	Resistant	Resistant	Resistant
Abrasion Resistance	C1027	3 (SL83) & 4 (SL81, SL82, SL84)	N/A	3 (SL83) & 4 (SL81, SL82, SL84)

For additional information, visit daltile.com/information/TestResults.

FLOOR APPLICATIONS

(Excludes Wall Tile)	Target DCOF wet	Suitable
Dry & Level – Interior	N/A	✓
Wet & Level – Interior	≥ 0.42	✓*
Exterior Applications; Pool Decking & Other Wet Areas with Minimal Footwear	≥ 0.60	
Ramps & Inclines	≥ 0.65	

A DCOF value of ≥ 0.42 is the standard for tiles specified for level interior spaces expected to be walked upon when wet, as stated in ANSI A137.1-2012, Section 9.6. For more information about DCOF and the DCOF AcuTest™, visit daltile.com/DCOF.

OTHER APPLICATIONS

	Suitable
Walls/Backsplashes	✓
Countertops	✓**
Pool Linings	✓***

APPLICATION NOTES:














* Mosaics are suitable for residential and light commercial shower floors.

** Floor tile, 6 x 6 wall tile and mosaics only

*** Mosaics and 6 x 6 wall tile only

Suitable for exterior applications in non-freezing climates only when proper installation methods are followed.

TRIM

Type	Number	Size	Pieces per Carton
 Floor Bullnose ●	P-43C9	3 x 12	22
 Cove Base ●	S-36C9TB	6 x 12	22
 Cove Base Outcorner ●	SC-36C9TB	1 x 6	15
 Wall Bullnose	S-4310 (10" side)	3 x 10	54
 Wall Bullnose Corner	SN-4310	3 x 3	32
 Wall Bullnose	S-4669	6 x 6	50
 Wall Bullnose Corner	SCRL-4669	6 x 6	50
 Radius Bullnose	A-4200	2 x 6	100
 Radius Bullnose Corner	AN-4200	2 x 2	200
 Counter Rail	26-CRWL	2 x 6	36
 Counter Rail Corner	22-CRCN	2 x 2	24
 Quarter Round	A-106	1 x 6	152
 Quarter Round Corner	UC-106	1 x 1	40

● Floor bullnose, cove base and cove base corner trim are intended to coordinate with floor field tile in the standard 90-degree installation position.



DESIGNED TO HELP EARN LEED™
CREDITS. For more detailed information,
visit daltilegreenworks.com.



SCAN QR CODE
FOR PRODUCT
INFORMATION

Get a QR Code
reader at:
GET.DAL TILE.COM



7834 C. F. Hawn Freeway,
Dallas, Texas 75217 | 1.800.933.TILE

To view the complete collection of
Daltile® products and information,
visit our website at daltile.com.



IMAGINE WHAT'S POSSIBLE™

©2016 Dal-Tile Corporation (8/16)